

A large teal circle with a thick border, containing the text "Teaching design". The background is white with scattered colorful circles in orange, yellow, teal, and grey.

Teaching design

A large orange circle with a thick border, containing the text "Class demonstration". The background is white with scattered colorful circles in orange, yellow, teal, and grey.

Class demonstration

# CONTENTS

Textbook

01

Target students

02

Teaching objective

03

Teaching procedure

04






# Textbook

新一代大学英语 综合教程 1

*1 English An Integrated Course Book 1*



## Unit 2 *The Magic of Words*

### *An open letter to the Chinese language*

*Dear Chinese Language,*

*I ought to begin by clarifying my understanding of our relationship. I have not had my happiest days working at you; indeed, my best efforts to learn you have, by and large, been frustrating and fruitless.*

...



# Target students

---

*Intermediate level*





03

# Teaching objective

---

*Upon completion of the unit, students will be able to*

*explain some features of the Chinese language and how to learn it well*





# Teaching procedure

---



unit task

<sup>①</sup> Explain some features of the Chinese language and <sup>②</sup> how to learn it well.

features

characters

tones

...

subtask

Explain some features of the Chinese characters.





subtask

*Explain some features of the Chinese characters.*

motivating



enabling

content

vocabulary


structure



A large teal circle is centered on the page, containing the text 'Class demonstration'. The circle is flanked by two thin white horizontal lines. Below the circle, a series of vertical teal lines of varying heights extend downwards, creating a textured effect. The background is white and filled with numerous small, scattered circles in shades of orange, yellow, teal, and grey. The overall design is modern and clean.

# Class demonstration

# An open letter to the Chinese language




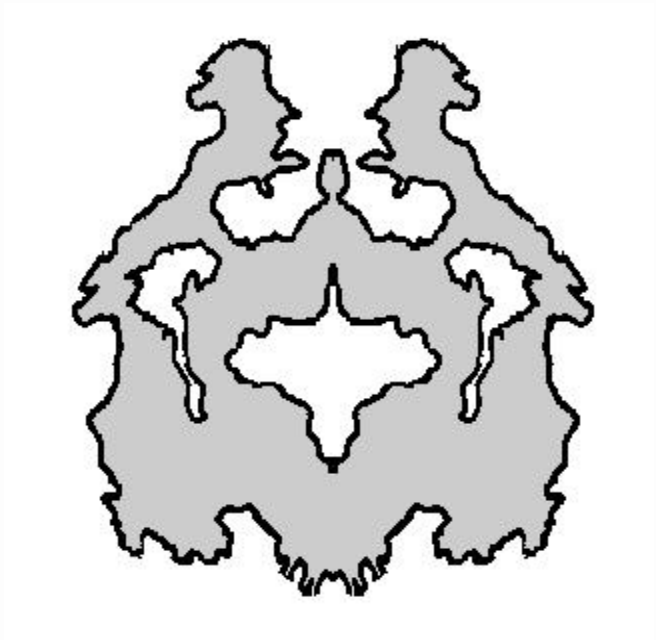
*Dear Chinese Language,*

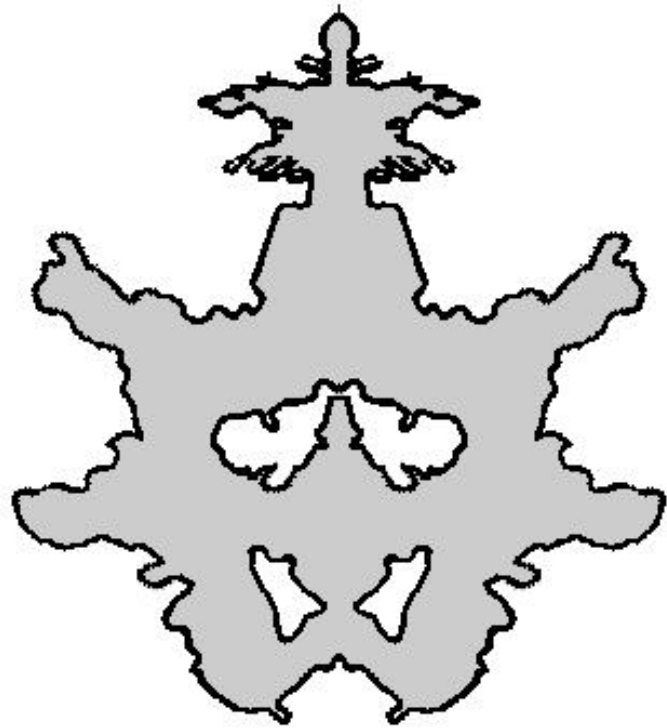
*I ought to begin by clarifying my understanding of our relationship. I have not had my happiest days working at you; indeed, my best efforts to learn you have, by and large, been frustrating and fruitless.*


...

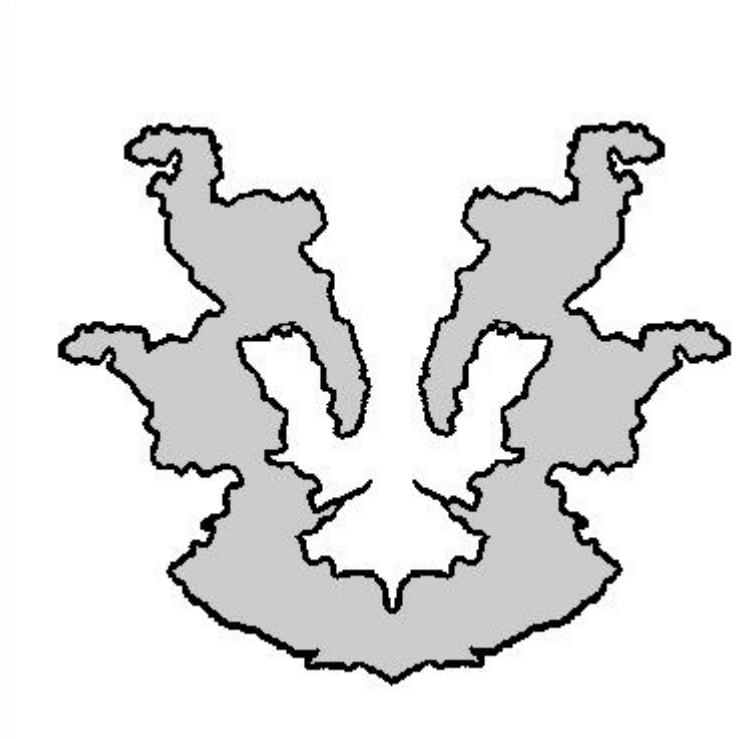
# *A memory test*



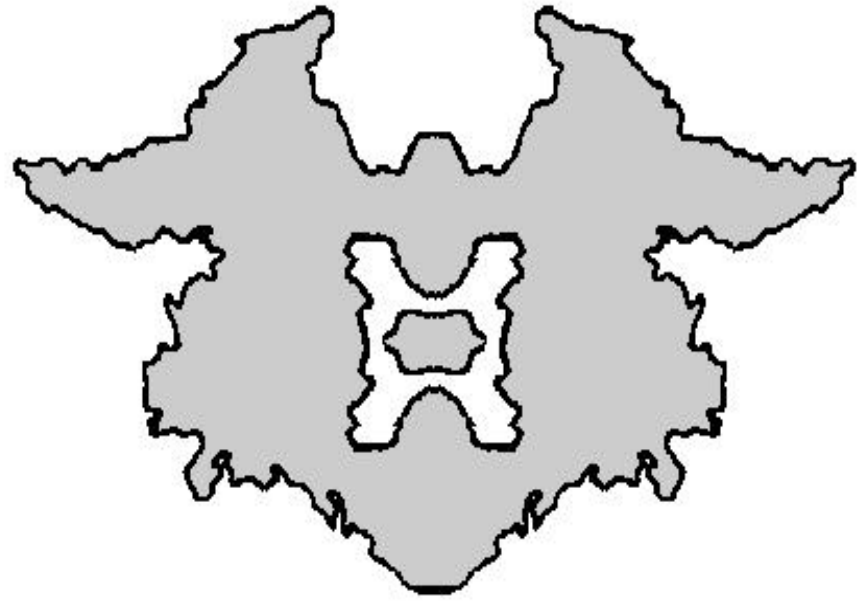


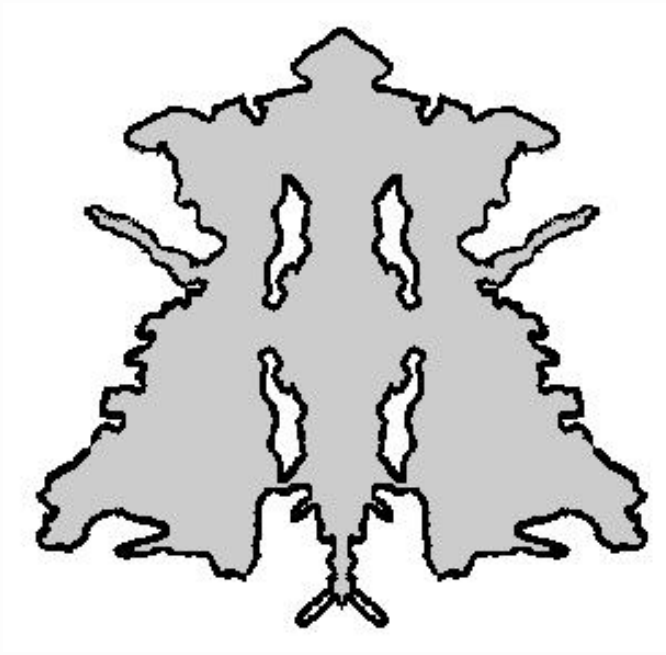




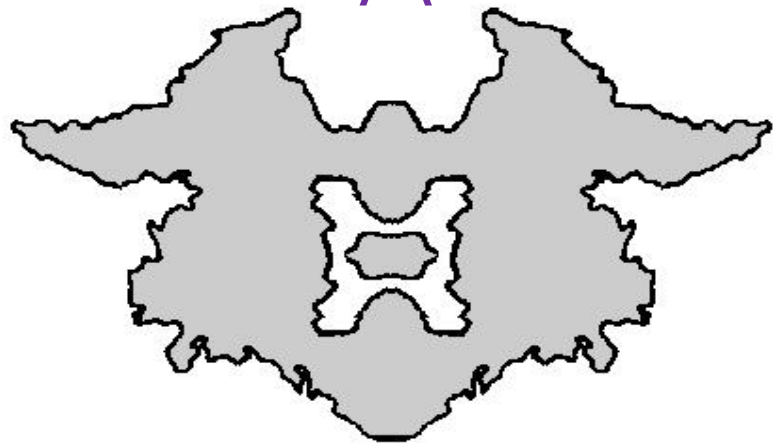




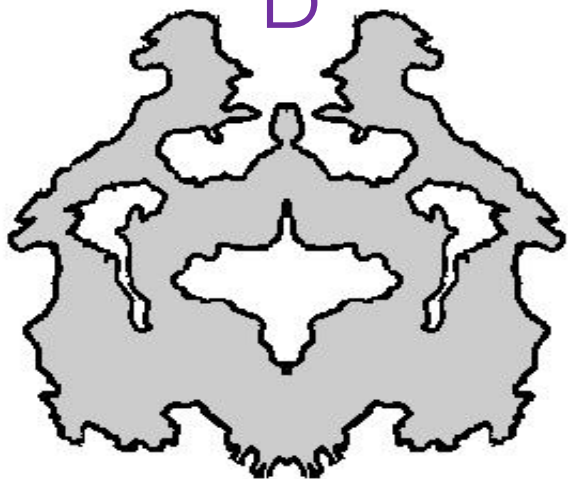




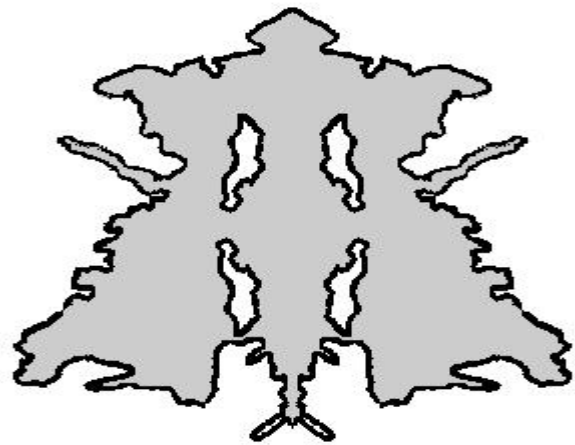
A



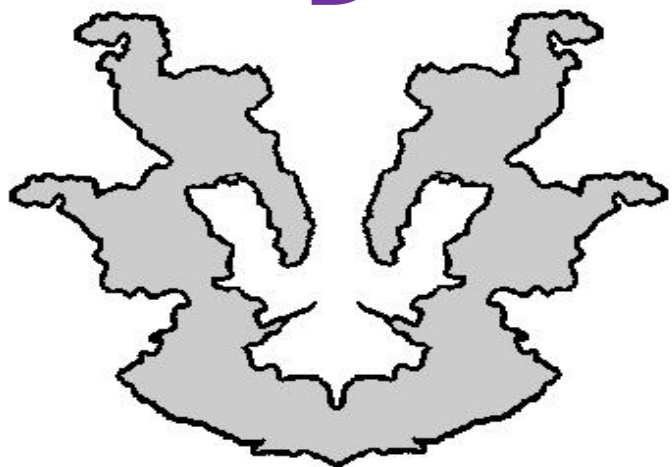
B




C




D



E

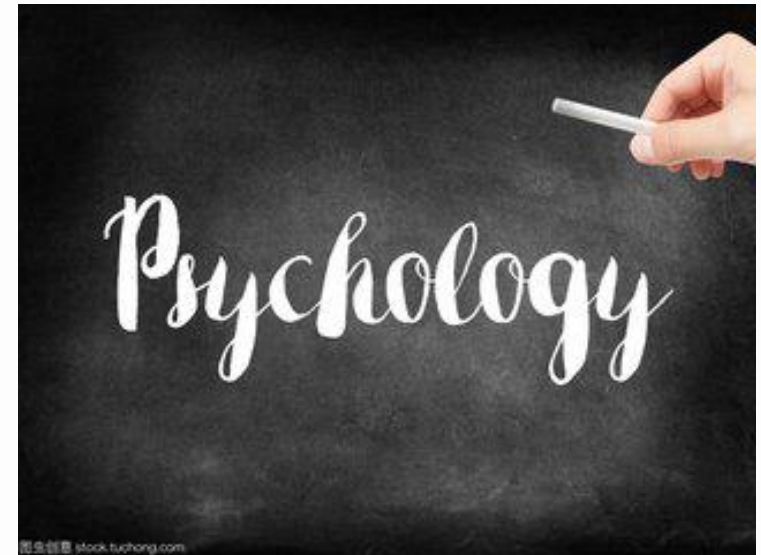
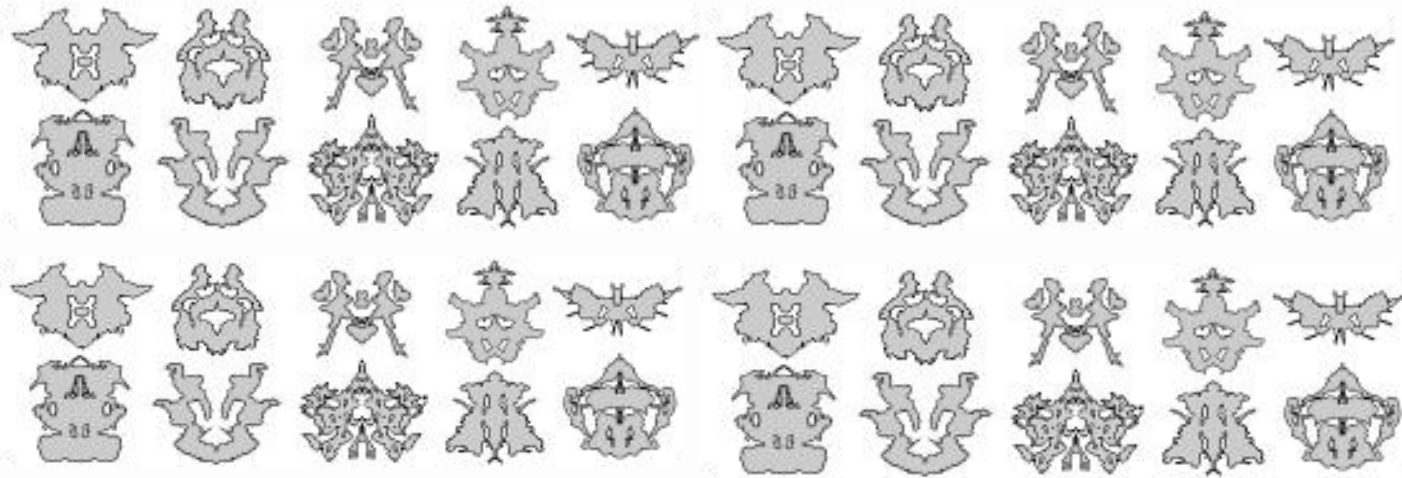


F




# Rorschach test

- a method of psychological evaluation



思選詩野艾怨移  
杜鮮俗試在觀願已  
師考外走若誤允益  
以船筏市藥悟食引  
事迦松會弱子律与  
寺緣收武約五威人  
如善越植養王危認  
舍雪對識揚屋位仁  
便訪初於陽登油日

Chinese characters



Ink blots used in the Rorschach test



# An open letter to the Chinese language

parallel structure

- *For me, it's been ①four semesters of dedicated study, ②countless hours slaving away with flash cards, ③endless preparation for exams, presentations, tests and for what? To me, you still look like **a Rorschach test...***

- If you are invited to help this foreign student learn Chinese characters, how would you help him? **What features of the Chinese characters are you going to introduce?**

月

田

山

露

雨

日

人

蛛



English

• rain

Chinese



• yǔ



• 雨






pictograph





# pictographs



山

田

人

月

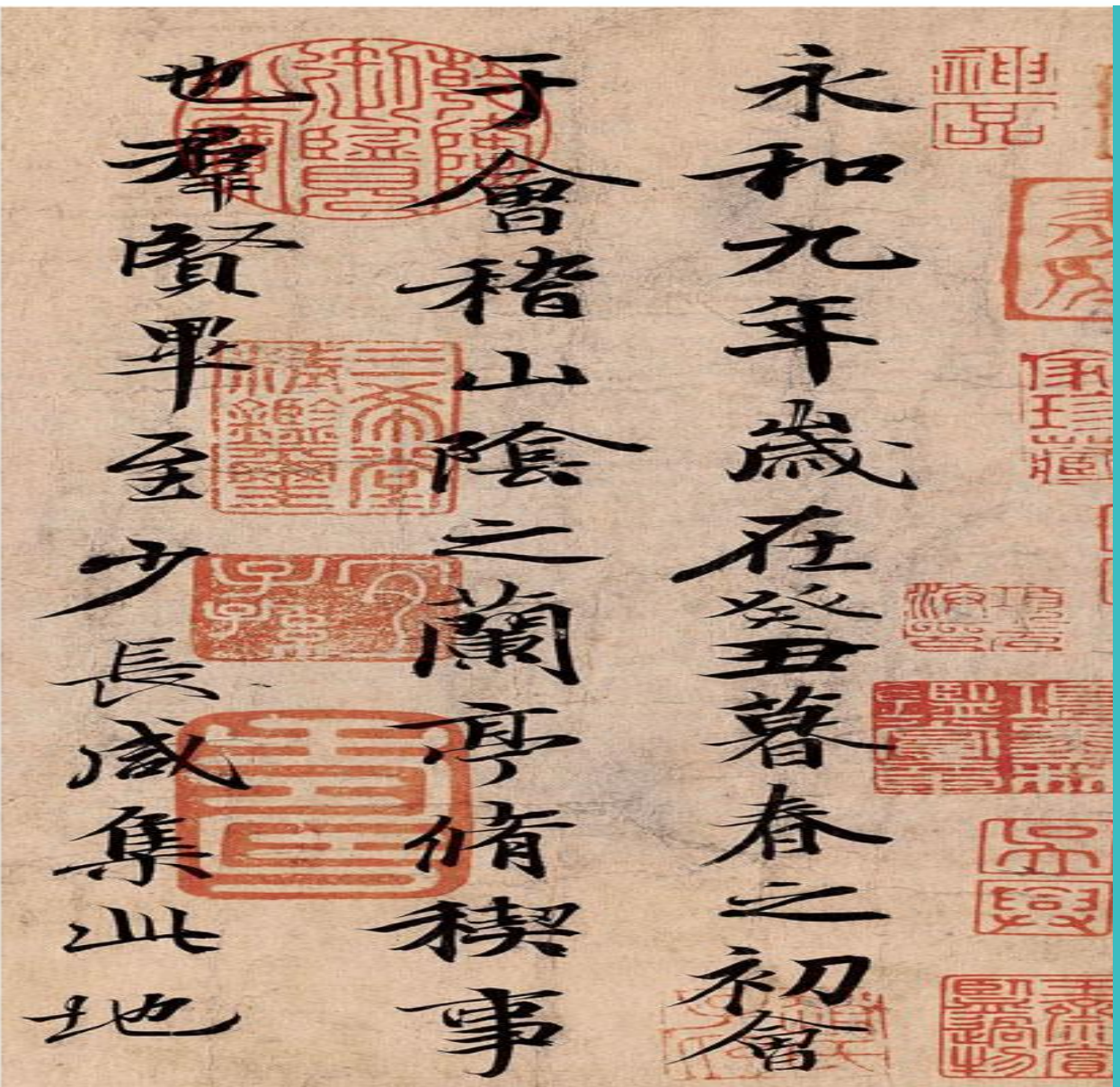
木

日


永和九年岁在癸丑暮春之初会

于会稽山阴之兰亭修禊事

也群贤毕至少长咸集此地







tablet inscription



pictophonetics

露 蛛  
鯨

蚌


鰈



# some features of Chinese characters

pictographs    pictophonetics

***pictographs***



***pictophonetics***



...





漢

## ● Explanation

● Feature 1:

● Feature 2:

...

*examples*





*Thank you!*