

The background features a teal-to-blue gradient with various circular and semi-circular patterns. A prominent scale on the left side ranges from 140 to 260 in increments of 10. Other elements include dashed lines, arrows, and concentric circles, creating a technical or scientific aesthetic.

UNIT 4

TRUTH AND INTERPRETATION —POINT OF VIEW IN NARRATIVE WRITING

LEARNING OBJECTIVES

- Understand **the functions of point of view** in narrative writing.
- Grasp **how characters think differently according the point of view.**
- Be able to **rewrite a story using a different point of view.**
- Know how to **choose a proper point of view for your own story.**
- Detect **the functions of tenses** in narrative writing.
- Understand **why people interpret the same event from different cultural perspectives.**

WARM-UP ACTIVITY

- Look **at the picture Six Blind Men and an Elephant** on page 82.
 - ✓ What does this picture tell about point of view?
 - ✓ Discuss it with your partner.
- Read **the fable “The Man and the Lion”** on page 82.
 1. What causes the dispute between the man and the Lion?
 2. Which side do you support? Why?
 3. How do you understand the last sentence “One story is good, till another is told.”?

NARRATIVE AND ITS POINT OF VIEW

- When we create a narrative, our first **priority** is to decide on which point of view we want to use, **the narrative perspective** or mode. First person, second or third. Each has its own guidelines and **enables us to manipulate the reader into the mindset of the character or characters we wish them to sympathize with.**

WHAT ARE THE TYPES OF POINT OF VIEW?



TYPES OF POINT OF VIEW

- **First** person point of View
- **Second** person point of View
- **Third** person point of View

PRONOUNS AND POINT OF VIEW

Pronoun Case

We are trying to figure out the **narrator's view point** on the story.

Perspectives and Signal Words

| | |
|---------------|------------------------------------------------------|
| First-Person | I, me, my, mine, we, us, ours, |
| Second-Person | you, your |
| Third-Person | he, she, her, they, them (also character's names) |

DISTANCE IN POINT OF VIEW

DISTANCE IN POINT OF VIEW

One way to think of point of view is in terms of the distance between the narrator and the reader.

CLOSER

First
Person

Third Person
Omniscient



Second
Person

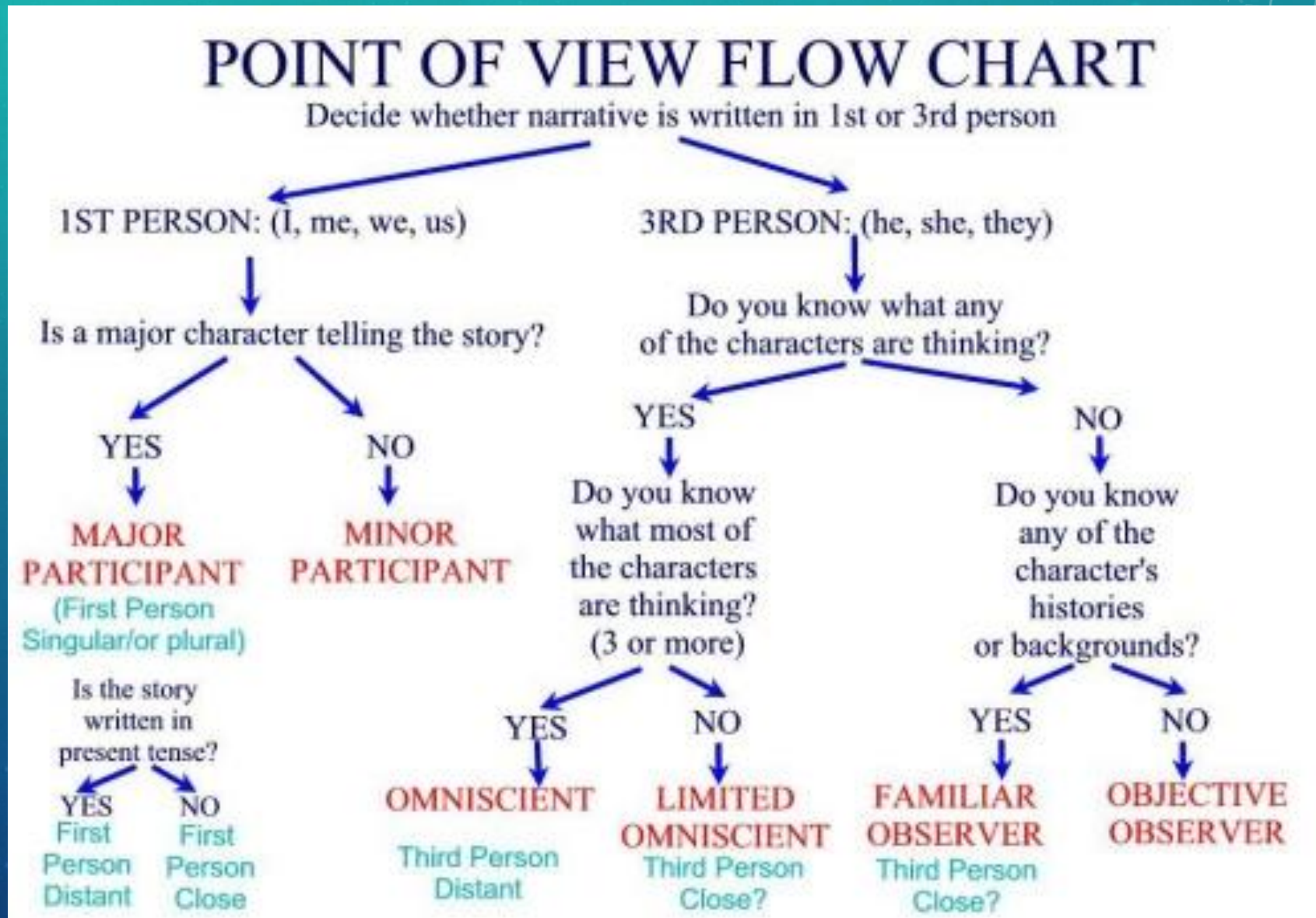
Third Person
Limited

FURTHER

THREE SUBCATEGORIES OF THE THIRD PERSON POINT OF VIEW

1. **Objective** point of View
2. **Omniscient** point of View
3. **Limited** omniscient point of View

A FLOW CHART TO DECIDE NARRATIVE'S POINT OF VIEW



PAIR-WORK

- Produce a short story (a 150-word story) and share it with your partner, be aware of the point of view you employ and **be consistent with pronouns** you use.
- Use the flow chart to identify your partner's point of view.
- Discuss with your partner on **why you choose the particular point of view** to narrate the story.


CASE ANALYSIS

—TWO VERSIONS OF “THE THREE LITTLE PIGS”



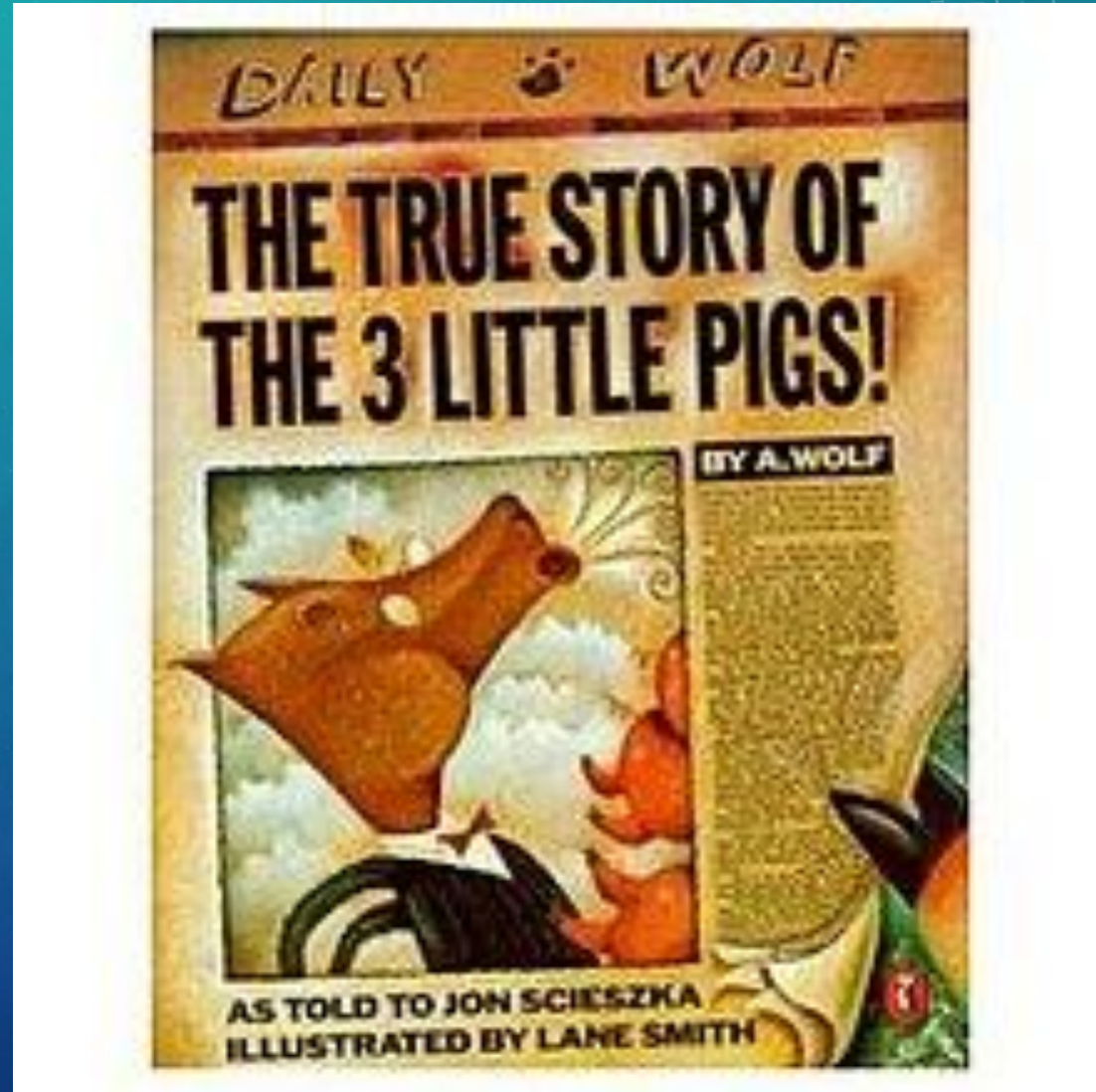
VERSION 1

- Read the Version 1 on page 91
- Which point of view is employed in the 1st version?
- How does it influence the narration?
- What effect does that have on readers?



VERSION 2

- Read the Version 1 on page 92
- Which point of view is employed in the 2nd version?
- How does it influence the narration?
- What effect does that have on readers?



GROUPWORK

- Work in a group of four students .
 - **What leads to the different characterization** of the wolf in the two versions?
 - **Which characterization of the wolf is more reliable?** What has led you to this conclusion?
 - **How does the change in point of view shape the readers' interpretation of the narrative?**

GROUPWORK

- Work in a group of 4 students. Review the texts you have read in the previous units. Discuss with your group members which point of view is employed in each text.
- “The Story of My Life” (Page 13)
- “The Necklace” (Page 16)
- “After Twenty Years” (Page 41)

PAIR-WORK: RETELL IN A DIFFERENT POINT OF VIEW

- Read the story “After Twenty Years” on page 41 again, paying attention to the author’s employment of the third person point of view.
- Retell “After Twenty Years” in the first person point of view. How would it change the story?
 - Student A would retell it from Jimmy’s point of view, while Student B will retell it from Bob’s point of view, exchange two versions with your partner orally.
 - What’s the difference of the two versions though they are both first person point of view?

GUIDELINES FOR RETELLING

- Have you been consistent in your point of view?
- Do the events as narrated sound reasonable according to the point of view you've used?

TENSE IN NARRATIVE

- Read the two passages on page 101. Then discuss in pairs:
 1. What is the tense in the first paragraph?
 2. What is the tense in the second paragraph?
 3. **Why are they different?** What makes the different choices of tense in these two paragraphs?
 4. **Why does the author choose to do so?**
 5. **What effect does it have on readers?**

WRITING PRACTICE

- Rewrite “A Day’s Wait” (Text B on page 95) in about 300 words **from the first person point of view**. Try to reveal the boy’s metal activities.
- Here is a possible beginning: **I woke up with a bad headache in an early morning. I heard the doctor tell my father that I had a temperature of 102 degrees. I began to worry because...**

GUIDELINES FOR REWRITING


- Have you been consistent in the tense in your narrative?
- Have you been consistent in your point of view?
- Do the events as narrated sound reasonable according to the point of view you've used?

INTERCULTURAL REFLECTION

- What is the temperature scale used in the United States?
- What is the temperature scale used in France?
- **How do they differ?**
- Which temperature is normal for human body in the Fahrenheit scale?
- Which temperature is normal for human body in the Celsius scale?

**Fahrenheit/Celsius
Conversion Table**

| ° C | ° F |
|-----------|-----------|
| -20 | -4 |
| -15 | 5 |
| -10 | 14 |
| -5 | 23 |
| 0 | 32 |
| 5 | 41 |
| 10 | 50 |
| 15 | 59 |
| 20 | 68 |
| 25 | 77 |
| 30 | 86 |
| 35 | 95 |
| 40 | 104 |



CHECKLIST

- Do you understand **the functions of point of view** in narrative writing?
- Are you able to **rewrite a story using a different point of view**?
- Do you know how to **choose a proper point of view for your own story**?
- Can you **use appropriate tense** in narrative writing?
- Can you understand **why people interpret the same event from different cultural perspectives**?

WRAP-UP: CRITICAL THINKING

- Point of view in narrative— clarity & logic
- Effectiveness of point of view — depth & significance
- Proper tense in proper place— accuracy
- Perspectives of the same thing from different angles— relevance; intercultural competence

The background is a blue gradient with white circular patterns and a scale on the left side. The scale has numbers from 140 to 260. There are several circular diagrams with arrows and dashed lines, suggesting a technical or scientific theme.

THANK YOU!