

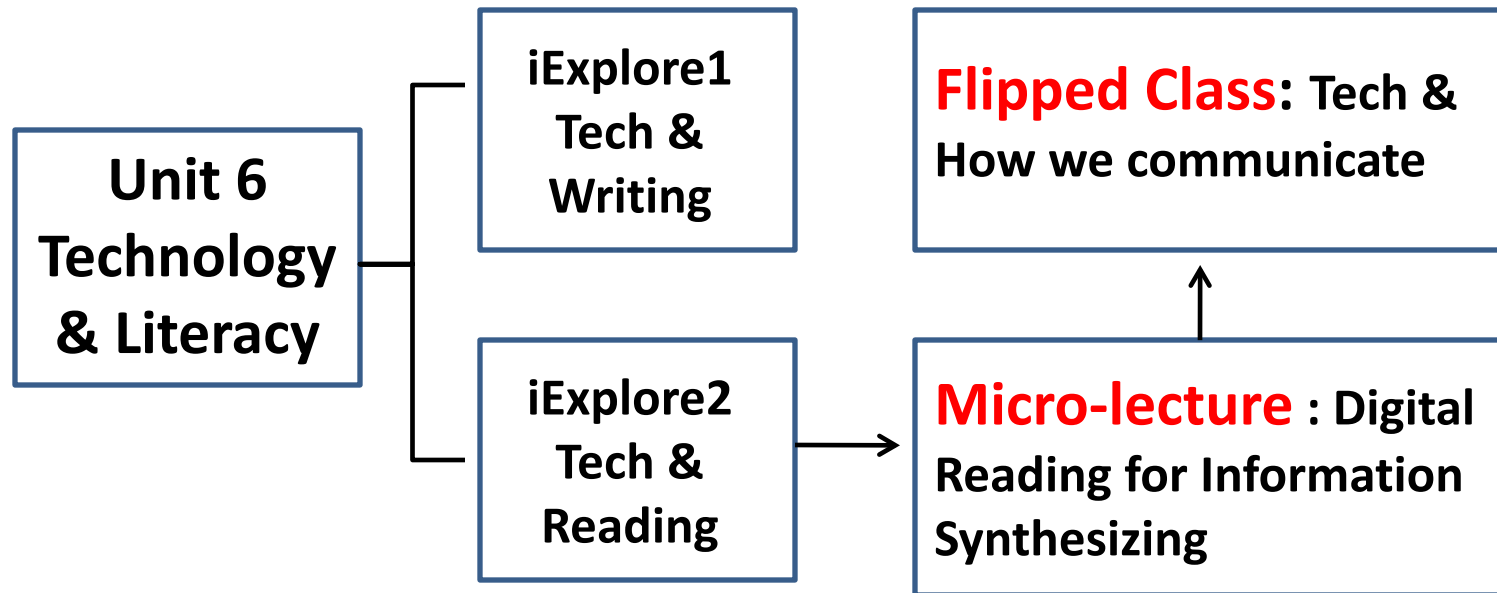
Technology & How We Communicate

Duration	20min	Objects	Grade 2	English Level	Around CET-4
-----------------	-------	----------------	---------	----------------------	--------------

Contents

1. Teaching Material & Learning Condition
2. Learning Objectives
3. Teaching Focuses & Difficulties
4. Teaching Strategy
5. Teaching Aids
6. Teaching Procedures
7. Teaching Evaluation
8. Teaching Reflection

The analysis of teaching material



Textual Communication → Everyday Communication

Knowledge Expansion and Enrichment

The analysis of learning condition

Ss may not

- ① **systematically analyze changes** of communication brought by tech
- ② **be aware of similar language phenomenon** between English and Chinese in communication changes
- ③ **properly evaluate technology's impact** on daily communication.

Learning Objectives

- ① gain a wider knowledge of **communication changes** brought by tech
- ② develop an awareness of **similar language phenomenon** between English and Chinese
- ③ evaluate the **impact of digitalization** on daily communication

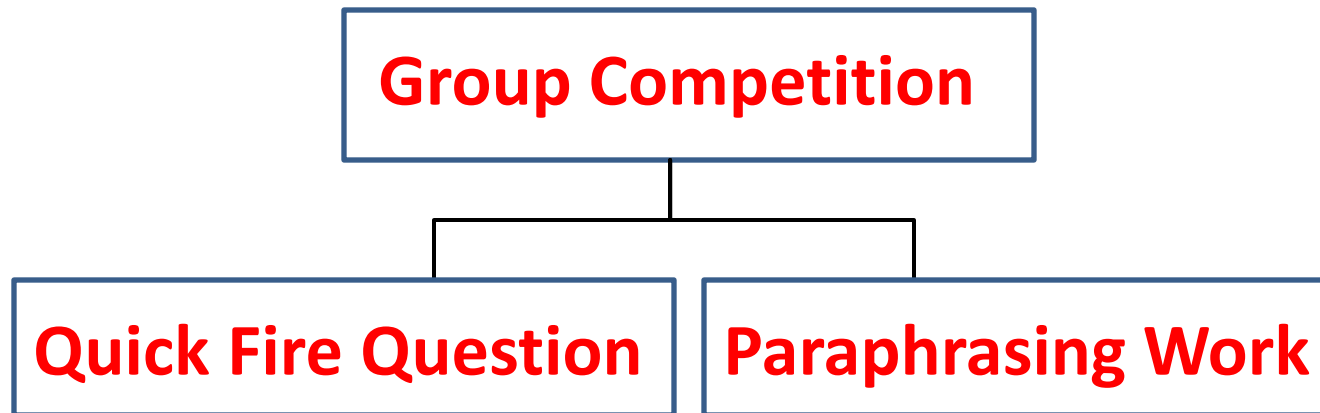
Teaching focuses & difficulties

Focuses: communication changes in the way and the language brought by tech

Difficulties: comparing **similarities of language phenomenon** between English and Chinese

Teaching Strategy

Method: Task-based & Enlightening



Notes: 6 groups of 5-6

Teaching Aids

- multimedia devices
- PPT documents & gifts for the winning group

Teaching Procedures (4 steps, 20min)

Step 1 Review & Lead-in (1 min)

T: Question-Asking

Q1:What do we talk about in the micro-lecture?

Q2:Did you tract communication changes by digital reading?

Ss: Interacting In Answers

Aim: Review & Lead in to teaching focuses: changes in the way & language

Step2 Sort Out (16 min)

Way (1min)

T: Picture-Showing

Ss: Interacting In Answers:

F2F → Email, texting,
Social Networking Sites





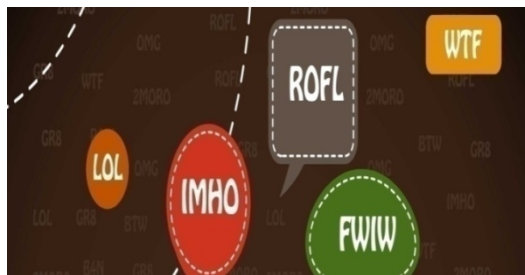
Language

(15 min)

T: Instruction-Giving (1')

Please check your chat histories to find out features of everyday communication.

Ss: Quick Fire Question brief, playful and visual



Abbreviation



Playful Weblish



Emoji



1. Abbreviation (2')

T: Abbreviation-Showing

App, F2F, IMO

Ss: Quick Fire Question (guessing the full name)

Application, Face to Face, In My Opinion

T: Question-Asking

Abbreviations in Chinese communication?

Ss: Naming

城会玩、也是醉、累觉不爱、人艰不拆



2. Playful Weblish(web+English) (10')

2.1 Blends 拼缀词 (4')

T: Picture-Showing & Word-Paraphrasing



Ss: Word Formation-Guessing

phubber=phone + snubber (低头族)

ringxiety= ringtone+ anxiety (手机幻听)

cellfish= cellphone +selfish (打起电话不顾他人者)



T: Question-Asking:

Blends in Chinese? Name some.

Ss: Naming.

高富帅=高大+富有+帅气

白骨精=白领+骨干+精英

蛋白质=笨蛋+白痴+神经质




2.2 Redefined Words (6')

T: Picture-Showing

Ss: Word-Paraphrasing
(1 word for 2 groups,
and each shares work)

THEN **BUG** 漏洞 **NOW**



Little creepy crawly insects.

```
1001 010001100
01101010011001
00101101 10011
```

Incorrect or unwanted pieces of code that stop a program acting as it should.

THEN **FRIEND** 加好友 **NOW**




Noun
A person you enjoy taking to and spending time with.

Verb
I'm going to friend him.
She friended me.




THEN **CLOUD** 云盘 **NOW**



You know what a cloud is.

A model where data is maintained, stored and backed -up remotely and made available to its users over a network.





T: Question-Asking & Picture-Showing :
Can you guess the redefined words in Chinese?



潜水

灌水




马甲

Ss: Quick Fire Question (Word-Guessing)

3. Emojis (2')

T: Picture-Showing

Ss: Time For Fun (Picture-Enjoying)





呕天呐好可怕

把手伸过来！



真的吗？
我辣么厉害？



厉害了我的哥

Aim: changes in communication

similar language phenomenon

Step3 Summarize & Go in-Depth (2min)

T: Technology help people communicate in a vivid and precise fashion.

Question –Asking:

How long do you guys spend on your phones each day?

Ss: Interacting

about 170min

studying:5-10 min?

pastime: 160min \pm

T: Picture-Showing for Inspiration
Remind Ss of the lecture.



不要让手机成为手铐。
年轻人要多与老人聊天。
阅读，就是一种和老人、
和过去聊天的方式。

— 《白说》

Ss: Reflect & Inspired

Aim: to help Ss realize digital technology is only a tool.

Step4 Assignments

(1min)

Sharing your ideas on technology's impact on daily communication and upload to the online platform for peer review.



Aim: To help Ss evaluate impact of digitalization on daily communication.

Teaching Evaluation

T: Make comments on Ss' performance.

Give prizes to the winning group.



Teaching Reflection

Necessity to

- ① get every student involved in airing views**
- ② train up Ss' self-research study by digital reading.**



References:

1. <http://infographicjournal.com/how-has-technology-changed-language/>
2. <http://www.alphr.com/life-culture/1001443/wow-so-language-very-technology-much-changing>
3. <http://www.chinadaily.com.cn/life/>- 'Tears of Joy' dominates 2016 **emoji** list: report (2016- 12/06)
4. 蒋向勇、白解红, 从“高富帅”看网络拼缀词形式和意义的统一, 《湖南师范大学社会科学学报》2014, 43(1):112-116.