

**PART  
ONE**

---

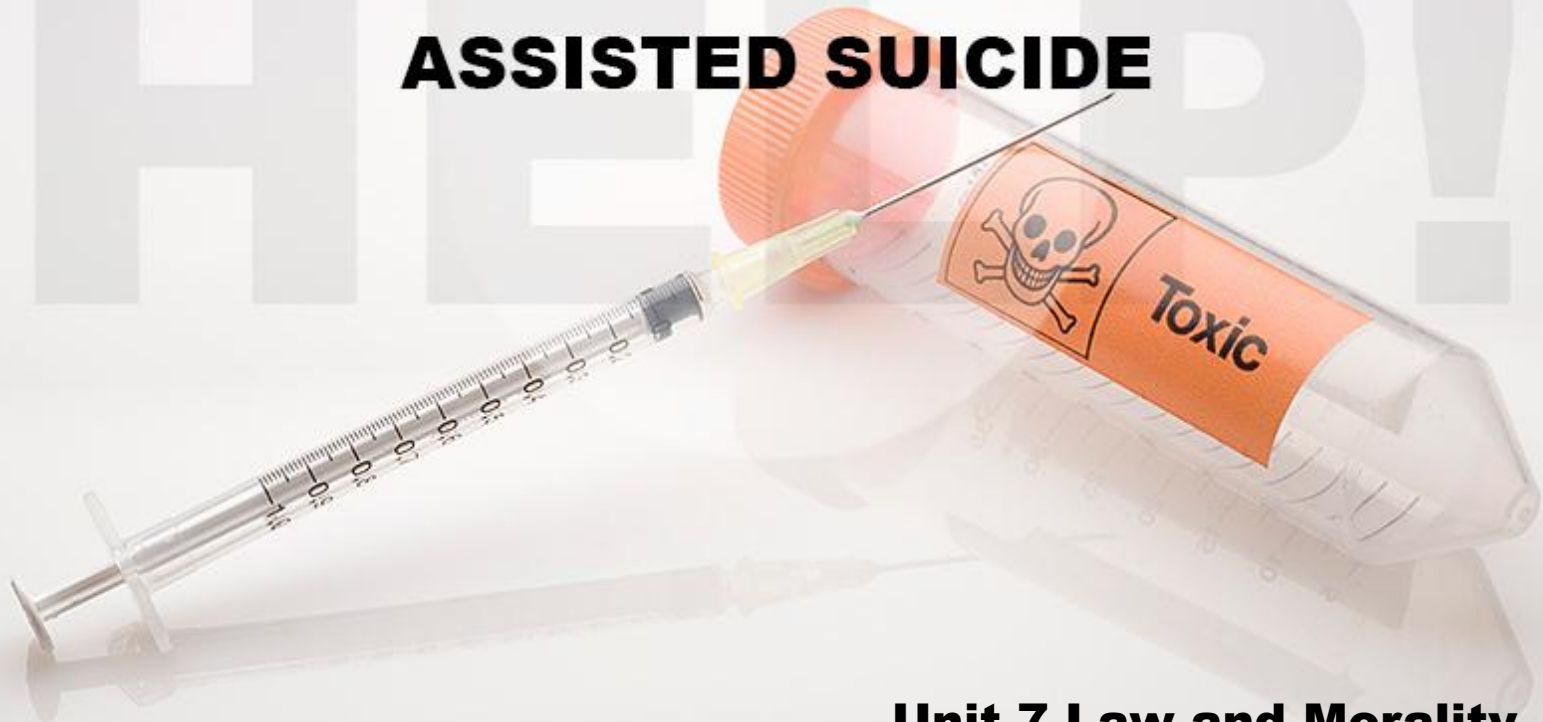
# **Introduction**

---



# Assisted suicide: A right or a wrong?

**ASSISTED SUICIDE**



**Unit 7 Law and Morality**

iEnglish Book 2



# Learning Objectives

1

**Knowledge**

2

**Skill**

Refute in a COUNTER  
PARAGRAPH

3

**Critical  
thinking**





# How to Refute



## Ideas



## Language

- Sentence patterns: *It is argued that/ Supporters of... claim that...*
- Expressions: *inflict no harm on others, have an obligation to; pose a threat to, violate the right of...*



## Structure

- Opposing argument + granting merits + rebuttal
- PEEL (**point, elaboration, example, link**)



# Voice your views

## Opposing argument

*It is argued that* terminally ill patients should be allowed assisted suicide as long as they inflict no harm on others.

## Granting merits

*It seems true that...*

## Rebuttal

**P** *However, ...*

**E** *It poses a threat to the lives of innocent persons and may violate the rights of doctors and nurses.*

**E** *For example, ...*

**L** *Thus it is unwise to legalize assisted suicide.*

# Evaluation



**Should  
Cell Phones  
Be Allowed  
in the  
Classroom?**



**PART  
TWO**

---

# **Teaching demo**

---



# Pros and Cons







## Pros

- **Supporters of** legislation legalizing assisted suicide **claim that** all persons have a moral right to choose freely what they will do with their lives as long as they inflict no harm on others.

(Para.3)

- Furthermore, **it is argued**, we ourselves have an obligation to relieve the suffering of our fellow human beings and to respect their dignity.

(Para.4)



## Cons

- Those who oppose any measures permitting assisted suicide argue that society has a moral duty to protect and to preserve all life. (Para.5)
- Further, opponents of assisted suicide claim that society has a duty to oppose legislation that poses a threat to the lives of innocent persons. (Para.6)
- Finally, it is argued that sanctioning assisted suicide would violate the rights of others. (Para.7)



# Sentence Patterns

## To introduce an argument

- ★ Supporters/ Opponents of ...argue/ claim that ...
- ★ Those who support/ oppose ... argue/ claim that...
- ★ It is (often) argued/ claimed that ...





# How to refute?

- *Supporters of ...argue that ...*
- *It is argued that ...*

**It inflicts no harm on others.**

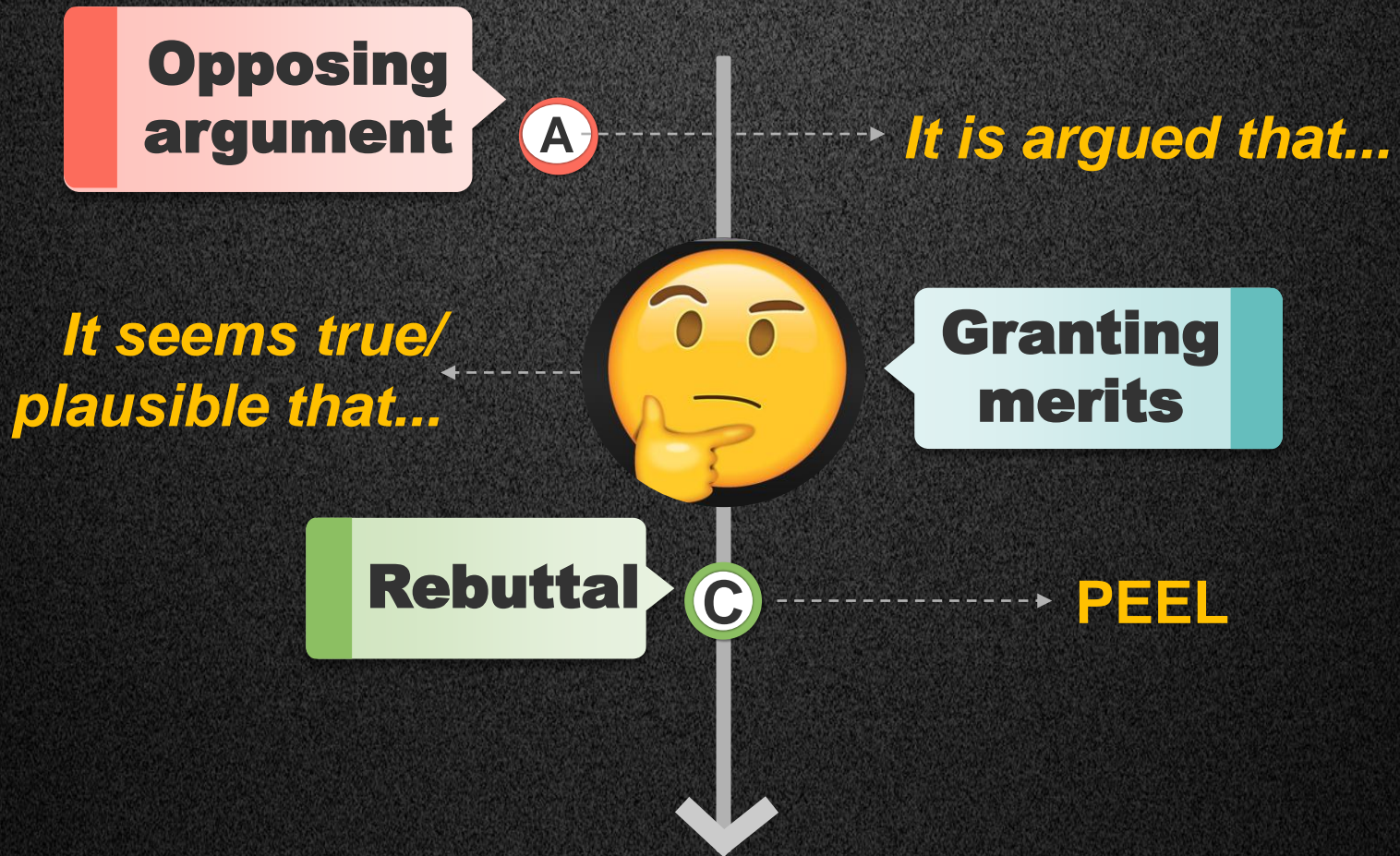
**It poses a threat to the lives of innocent persons.**

**It may violate the rights of doctors and nurses.**



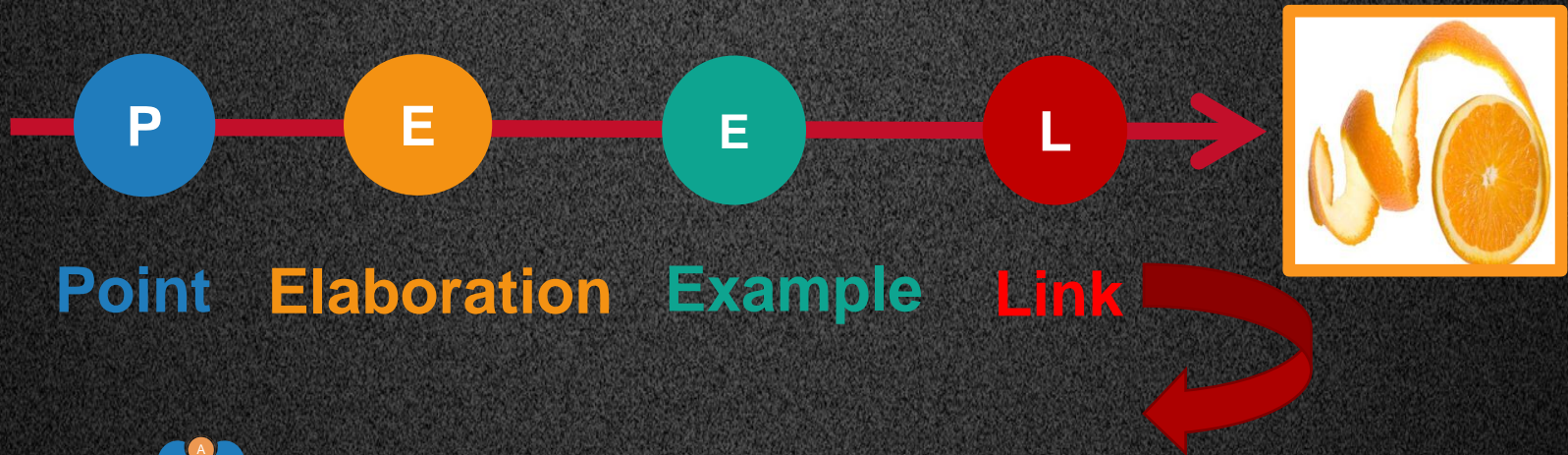


# How to refute?





# How to refute?



*However/ Nevertheless...*



*For example/ For instance...*



*In addition/ Not only...but also...*



*Thus/ Therefore...*



# How to refute?

## Opposing argument

*It is argued that terminally ill patients should be allowed assisted suicide as long as they inflict no harm on others.*

## Granting merits

*It seems true that...*

## Rebuttal

**P** *However, ...*

**E** *It poses a threat to the lives of innocent persons and violates the rights of medical workers.*

**E** *For example, ...*

**L** *Thus...*



# Should smartphone use be allowed in class?





# You are on the pro side

## Opposing argument

*It is argued that smartphone use in class can eventually ruin students' school work.*

## Granting merits

*It seems plausible that...*

## Rebuttal

**P** *However, ...*

**E** *The smartphone has become a necessity in a smart classroom.*

**E** *For example, ...*

**L** *Thus...*



# Why a counter paragraph?





# A Five-paragraph Format



→ **Introduction**

→ **Developing your argument 1**

→ **Developing your argument 2**

→ **Refuting an opposing argument**

→ **Conclusion**





# Assignment





# Assignment

The screenshot displays the iWrite 2.0 web interface. At the top, the logo 'iWrite 爱写作' is visible on the left, and a user profile icon is on the right. A navigation bar below the logo shows '主页 / 作业管理' on the left and a red notification banner on the right that reads '【通知】iWrite 2.0已更新至iWrite V2.5.0 点击查看详情'. The main content area is divided into a left sidebar and a central panel. The sidebar contains several menu items: '作业管理' (highlighted), '日常写作', '续写任务' (with a 'NEW' tag), '班级管理', '题库管理', '资源管理', '成绩分析', and '批量批改'. The central panel displays an assignment titled 'Should assisted suicide be legalized?'. Below the title, the release date is '2017-12-04 09:53:09' and the validity period is '2017-12-06 18:00:00 - 2017-12-08 23:00:00'. The 'Directions' section includes a '收起' (collapse) button and the text: 'Write a five-paragraph argumentative essay of around 300 words to answer the question “Should assisted suicide be legalized?”'. The 'Evaluation criteria' section lists six numbered points: 1. Write a clearly stated thesis statement. 2. List effective arguments to support the thesis statement. 3. Choose an appropriate opposing argument. 4. Apply the refutation skills you have learned in class. 5. Finish your essay with a conclusion. 6. Use as many as possible words and expressions you have learned in class. Below the criteria, the '关键词' (keywords) are listed: 'assisted suicide', 'legalization', 'argumentative essay', and 'refutation'. At the bottom of the central panel, there is a '展开' (expand) button.

iWrite 爱写作

主页 / 作业管理 【通知】iWrite 2.0已更新至iWrite V2.5.0 点击查看详情

作业管理

- 日常写作
- 续写任务 NEW
- 班级管理
- 题库管理
- 资源管理
- 成绩分析
- 批量批改

### Should assisted suicide be legalized?

发布日期：2017-12-04 09:53:09    有效期：2017-12-06 18:00:00 - 2017-12-08 23:00:00

**Directions:** 收起

Write a five-paragraph argumentative essay of around 300 words to answer the question “Should assisted suicide be legalized?”.

**Evaluation criteria:**

1. Write a clearly stated thesis statement.
2. List effective arguments to support the thesis statement.
3. Choose an appropriate opposing argument.
4. Apply the refutation skills you have learned in class.
5. Finish your essay with a conclusion.
6. Use as many as possible words and expressions you have learned in class.

**关键词：**

assisted suicide    legalization    argumentative essay    refutation

展开





# Assignment

## Checklist

---

- Have I put forward a clearly stated thesis?
- Are my arguments effective in supporting the thesis?
- Have I considered possible opposing views?
- Have I granted the merits of the opposing argument?
- Have I properly signaled my refutation?
- Have I used PEEL in my refutation?
- Have I used the expressions learnt in the text?
- Have I come up with some creative ideas?



THANK YOU

A corkboard with a textured, light brown surface. The words "THANK YOU" are spelled out using colorful paper letters and pushpins. The letters are arranged in two rows. The top row contains the letters T, H, A, N, K. The bottom row contains the letters Y, O, U. Each letter is cut out from a piece of paper and pinned to the corkboard with a pushpin. The pushpins are in various colors: blue, red, yellow, and green. The letters themselves are in various colors: white, red, blue, orange, and light blue. The background is a corkboard with a textured, light brown surface.