

Contents

Unit 1	1
Telling Apart	2
Testing Your Ears	4
Opening Your Mouth	7
Talking Together	12
Enjoying Yourself	14
Unit 2	15
Telling Apart	16
Testing Your Ears	18
Opening Your Mouth	21
Talking Together	26
Enjoying Yourself	28
Unit 3	29
Telling Apart	30
Testing Your Ears	32
Opening Your Mouth	35
Talking Together	40
Enjoying Yourself	42
Unit 4	43
Telling Apart	44
Testing Your Ears	46
Opening Your Mouth	49
Talking Together	54
Enjoying Yourself	56
Unit 5	57
Telling Apart	58
Testing Your Ears	61
Opening Your Mouth	64
Talking Together	69
Enjoying Yourself	71

Unit 6	73
Telling Apart	74
Testing Your Ears	76
Opening Your Mouth	79
Talking Together	84
Enjoying Yourself	86
Unit 7	87
Telling Apart	88
Testing Your Ears	90
Opening Your Mouth	93
Talking Together	98
Enjoying Yourself	100
Unit 8	101
Telling Apart	102
Testing Your Ears	104
Opening Your Mouth	107
Talking Together	112
Enjoying Yourself	114
Unit 9	115
Telling Apart	116
Testing Your Ears	118
Opening Your Mouth	121
Talking Together	126
Enjoying Yourself	128
Unit 10	129
Telling Apart	130
Testing Your Ears	133
Opening Your Mouth	136
Talking Together	141
Enjoying Yourself	143
Glossary	144



1

Unit

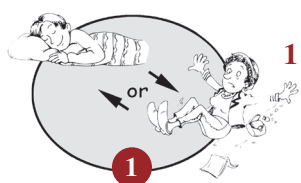
Learning Focus

Please pay attention to the following important items in this unit.


- **Pronunciation:** Distinguish four groups of phonetic sounds:
 - /i:/ /ɪ/ /e/ /ɛ/ /p/ /b/ /p/ /f/
- **Listening:** Get familiar with the topic of “college life”.
- **Speaking:** Memorize useful expressions for greetings and introductions:
 - Good morning/afternoon/evening.
 - Nice/Glad/Pleased/Good/Happy to meet you.
 - Please allow me to/let me introduce myself. My name is...
 - I'd like you to meet...

Telling Apart


Task 1 You will hear 8 sentences. After each sentence, there will be a pause of 10 seconds. During the pause, circle the word you hear in each sentence. The sentences will be spoken only once.




1 Be careful! Don't **sleep/slip** on the floor.




2 There is a **ship/sheep** over there.



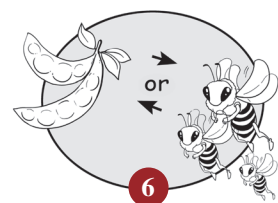
3 The soup is **better/bitter** for me.



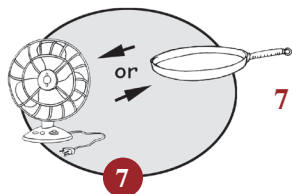
4 They are **picking/pecking** apples.



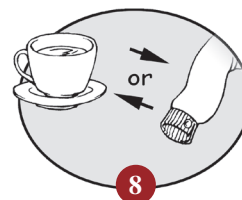
5 Sam really made a **pig/big** of himself at dinner.



6 You can take a photo of those **peas/bees**.



7 My mother bought a **fan/pan** yesterday.



8 Can't you see your **cup/cuff** is dirty?

Task 2 Read the following sounds and words aloud after the recording and compare them.

Vowels					
/i:/	sleep	sheep	cheek	heat	beat
/ʊ/	slip	ship	chick	hit	bit
/e/	better	peck	pen	letter	fell
/ɪ/	bitter	pick	pin	litter	fill

Consonants					
/p/	p <u>i</u> g	p <u>e</u> as	p <u>a</u> rk	p <u>ea</u> r	cap
/b/	b <u>i</u> g	b <u>ee</u> s	b <u>a</u> rk	b <u>ea</u> r	cab
/p/	p <u>a</u> n	c <u>u</u> p	c <u>o</u> py	p <u>a</u> t	p <u>u</u> ll
/f/	f <u>a</u> n	c <u>u</u> ff	c <u>o</u> ffee	f <u>a</u> t	f <u>u</u> ll

Task 3 Read the following proverbs, sayings, and tongue twister after the recording and practice more by yourself.

Proverbs and sayings

A friend in need is a friend indeed.

患难见真情。

A little learning is a dangerous thing.

一知半解，害人不浅。

All's well that ends well.

结果好就是好。

East or west, home is best.

金窝银窝不如自家狗窝；天下唯家好。

Seeing is believing.

眼见为实。

Tongue twister

A big black bear bit the back
of a big black pig.

Then a big black bug bit the back
of the big black bear.

And when the big black bug bit
the big black bear,

The big black pig bit back
the big black bear.

Testing Your Ears

Listening Tips

Always listen with a **specific purpose** in mind. Ask yourself what you are listening for. Are you listening for a general understanding of the whole lecture or conversation? Or are you listening for specific information?



New Words

homesick	adj.	想家的；思乡的
married	adj.	结了婚的；已婚的
math	n.	数学
physics	n.	物理；物理学
subject	n.	学科；科目
theater	n.	剧场；戏院；电影院
wild	adj.	疯狂的；放肆的；狂热的

Phrases and Expressions

catch a cold	感冒
computer science	计算机科学
get along with	进展；与……相处
go shopping	购物
hand in	交上；提交；呈送
have a day off	休一天假
on one's own	独立
worry about	担心

Task 1 You will hear 8 questions. After each question, there will be a pause of 10 seconds. The questions will be spoken twice. When you hear a question, you should decide on the correct answer from the 4 choices marked A, B, C and D.

Example:

You will hear: Mr. Smith is not in. Would you like to leave him a message?

You will read: A. I'm not sure. B. You're right.
C. Yes, certainly. D. That's interesting.

From the question, we learn that the speaker is asking the listener to leave a message.

Therefore, C. Yes, certainly. is the correct answer. Now listen.

- A. I'm a nurse. B. I'm married.
C. No, I can't. D. Physics.
- A. I've caught a cold. B. Yes, I am.
C. You are welcome. D. Thanks a lot.
- A. Well, you can't. B. Do you believe it?
C. Everyone says so. D. Yes, it's even harder than people say.

- | | |
|---------------------------------|----------------------|
| 4 A. She is kind. | B. Very well. |
| C. She often writes to me. | D. She is tall. |
| 5 A. Take it easy. | B. Art. |
| C. Good idea. | D. That's wrong. |
| 6 A. No, it isn't. | B. It takes time. |
| C. I like it. | D. It's my pleasure. |
| 7 A. Yes, they are. | B. No, they aren't. |
| C. Don't mention it. | D. So do I. |
| 8 A. No, I didn't. | B. Yes, of course. |
| C. I traveled around the world. | D. For 2 years. |

Task 2 You will hear 8 short conversations. After each conversation, there will be a recorded question. After each question, there will be a pause of 10 seconds. The conversations and questions will be spoken twice. When you hear a question, you should decide on the correct answer from the 4 choices marked A, B, C and D.

Example:

You will hear: W: Are you catching the 10:15 flight to New York?

M: No. I'll leave this evening.

Q: What are the two persons talking about?

You will read: A. New York City.

B. An evening party.

C. A plane trip.

D. The man's job.

From the conversation, we learn that the man is to take a flight to New York. Therefore,

C. A plane trip. is the correct answer. Now listen.

- | | |
|------------------------------------|-------------------------------------|
| 1 A. At 8:00. | B. At 7:00. |
| C. At 7:30. | D. At 6:30. |
| 2 A. For 30 years at most. | B. For 15 years at least. |
| C. For 5 years at most. | D. For 50 years at least. |
| 3 A. To see a play. | B. To go shopping. |
| C. To go swimming. | D. To go to see her mother. |
| 4 A. It's not as good as it was. | B. It's better than people say. |
| C. It's better than it used to be. | D. It's not better than people say. |

- 5 A. She agrees with the man.
C. She doesn't agree with the man.
- 6 A. David.
C. The man.
- 7 A. Two teachers.
C. Two students.
- 8 A. Wednesday.
C. Tuesday.
- B. She is wild, too.
D. The man is wild, too.
- B. The woman.
D. Tony.
- B. A teacher and a student.
D. A father and a daughter.
- B. Monday.
D. Sunday.

Task 3

Conversation 1



Listen to Conversation 1, and then look at the list of the subjects below. Check (✓) the two speakers' favorite (最喜爱的) subjects. The conversation will be spoken twice.

	Music	English	History	Math	Computer science	Art
Frank						
Daisy						

Conversation 2



Listen to Conversation 2. Match the information in Column A with that in Column B according to the conversation. The conversation will be spoken twice.



Column A (Name)	Column B (Reason)
1. Richard	A. Talking with friendly people
2. Carol	B. Being on his/her own
3. Susan	C. Having Fridays off

Opening Your Mouth

New Words

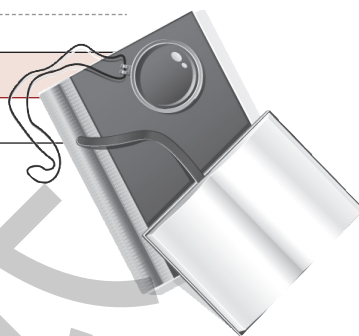
businessperson	<i>n.</i>	商人; 实业家
classmate	<i>n.</i>	同学
introduce	<i>v.</i>	介绍; 引见

Phrases and Expressions

by the way	顺便一提; 顺便请问
spare time	业余时间

Proper Names

Foreign Studies College	外国语学院
-------------------------	-------



Task 1 Read and practice the short conversations.

1

W: Hi, Robert. How are you?
M: Great, thanks. And you?
W: Terrible. I've caught a cold.

2

M1: Good morning, Mr. Morgan.
 How are things with you?
M2: Everything is all right. Thank
 you, Paul.

3

W1: Hi, Lisa. I haven't seen
 you for ages.
W2: It really has been a long
 time.

4

W: Hi. My name is Nicole.
M: I'm Paul.
W: It's a pleasure to meet you.
M: Nice to meet you, too.

5

W: Please allow me to introduce
 myself. My name is Bonnie.
M: Glad to meet you.
W: Glad to meet you, too.

6

M1: Lisa, I'd like you to meet
 my classmate, Paul.
W: How do you do?
M2: How do you do?

Task 2 Read the following two conversations after the recording and pay attention to the expressions for greetings and introductions that you have just learned.

Conversation 1



M1: Hi, Nicole! I haven't seen you for ages.

W: It really has been a long time. How are you?

M1: Very well, thank you. And you?

W: Great, thanks.

M1: Nicole, I'd like you to know my friend, Sam.

W: How do you do? Very glad to meet you.

M2: How do you do? I'm glad to meet you, too.

W: Sam, are you new here?

M2: Yes, I'm a new student in Foreign Studies College.



Picture 1

Conversation 2



W: Nice party, isn't it?

M: Yes, it is.

W: My name is Jessica Evans, by the way.

M: Sorry, what's your first name again?

W: Jessica.

M: Nice to meet you. I'm Bill.

W: Nice to meet you, too. What do you do, Bill?

M: Well, I'm a businessperson.

W: Oh, are you? Where are you from?

M: I'm from England.



Picture 2

Task 3 Act out the following conversations and create more according to the given situations.

Conversation 1



1 When making conversations, people usually ask about jobs and interests. First try to complete Conversation 1, and then listen to the recording to check the answers.

W: Hi. 1) _____ Alice.

M: Hi. I'm Steven. 2) _____.

W: Nice to meet you, too. So 3) _____
do you do?

M: I'm a teacher.

W: Oh, really. That's nice.

M: What do you do?

W: 4) _____ a doctor.

M: So what do you like to do in your spare time?

W: 5) _____ to music. 6) _____ you?

M: I like reading.



2 With the help of Conversation 1, make another conversation with your partner based on the situation given below.

You meet a person at your friend's home. Greet him/her and introduce yourself. Then ask about his/her job and interests.

Language Tips

When people meet for the first time, they usually greet each other and introduce themselves.

The following are for your reference.

- occupations: teacher, doctor, lawyer, nurse, engineer, businessman, etc.
- interests: painting, singing, dancing, swimming, skating, playing basketball/volleyball/tennis/soccer, etc.
- Nice/Glad to meet you!
- How do you do?
- How are you doing?
- What do you do?
- It's nice talking to you!
- How about your new job?
- What's your interest?
- What do you like to do in your spare time?

Conversation 2



1 Rearrange the order of the following sentences to form Conversation 2 and then practice it with your partner.

- 1) Great city, isn't it?
- 2) Glad to meet you, too.
- 3) How do you do?
- 4) Well, it's been nice talking to you.
- 5) About a week.
- 6) How do you do? Glad to meet you.
- 7) Yes, it seems really interesting.
- 8) Yes, nice talking to you, too.
- 9) No, I just arrived yesterday.
- 10) Rose, can I introduce you to Jason, Jason White? Jason, this is Rose Smith. She is a teacher.
- 11) Have you been in Beijing long?
- 12) How long are you going to stay here?

☐ — ☐ — ☐ — ☐ — ☐ — ☐ — ☐ — ☐ — ☐ — ☐ — ☐ — ☐ — ☐

2 With the help of Conversation 2, make another conversation with your partner based on the situation given below.

You and your classmate are at the library. There you meet a foreign friend. Introduce them to each other.

Language Tips

There are some general rules for introduction:

1. A man is always introduced to a woman.
2. A young person is always introduced to an elder person.
3. A less important person is always introduced to a more important person.

The following are for your reference.

- Have you ever met...?
- I'd like to introduce you to...
- May I introduce myself?
- Allow me to introduce... to you.
- It's an honor to know you.
- This is my wife/husband/friend...

Conversation 3



1 Act out Conversation 3 with your partner based on the following clues (提示).

Partner A	Partner B
1) Greet B.	1) Reply and introduce yourself.
2) Introduce yourself and ask where B is from.	2) Reply and ask where A is from.
3) Reply. Ask about B's job.	3) Reply. Ask about A's job.
4) Reply.	4) Find out A's interests.
5) Reply and ask about B's interests.	5) Reply.

2 Now make another conversation with your partner based on the situation given below.

You meet a person at a party. First introduce yourself and then ask where he/she is from and what his/her job is or interests are.

Language Tips


The following are for your reference.

- Have we ever met before?
- I don't think I've had the pleasure.
- Allow me to introduce myself.
- I hope you don't mind my introducing myself like this.
- I'm very glad to know you.
- It's a pleasure to meet you.
- Nice talking to you!

Talking Together

Task 1 Act out the following pictures with your partners. Be sure to use the expressions for greetings and introductions that you have just learned.

A



B



Task 2 Go around the class. Practice greeting your classmates and introducing yourself to them.

Language Tips

The following are for your reference.

- Please allow me to introduce myself.
- Would you mind my introducing myself?
- Nice to meet you.
- My name is.../I'm...
- I am/come from...
- I major in.../My major is...

Task 3

- 1 Look at the chart. You are going to hear three conversations. Circle the number of each conversation next to the correct picture in the chart. Then listen again and complete the information below. Finally, practice the conversations with your partner.

Picture	Conversation	Name	Job	Where... from?
 A	1 2 3	Eric Beet	A(n) 1) _____	2) _____
 B	1 2 3	Mark	A dancer	3) _____
 C	1 2 3	Emma	A(n) 4) _____	Italy

- 2 Now work in groups of four. First fill in your own information. Then ask your group members questions and write down their answers in the chart. Use the key words in the chart when asking questions.

Example:

—What do you do?

—I'm a student.

Name	Where... from?	What... do?	What... like to do?

Enjoying Yourself

Listen to the song and sing along.



Sing



Sing, sing a song
Sing out loud, sing out strong
Sing of good things, not bad
Sing of happy, not sad
Sing, sing a song
Make it simple to last your whole life long
Don't worry that it's not good enough for anyone else to hear
Just sing, sing a song
Sing, sing a song
Let the world sing along
Sing of love that would be
Sing for you and for me
Sing, sing a song
Make it simple to last your whole life long
Don't worry that it's not good enough for anyone else to hear
Just sing, sing a song

