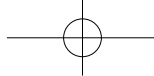


# Contents

<b>Part One A General Introduction to English Writing</b> .....	<b>1</b>
<b>I Writing in Our World</b> .....	<b>2</b>
<b>II Types of Writing</b> .....	<b>3</b>
1 Narration .....	4
2 Description .....	6
3 Exposition .....	9
<b>III Writing Well in English</b> .....	<b>20</b>
1 Following the English Thought Pattern .....	20
2 Seeking Clarity, Brevity, and Variety .....	23
3 Considering Our Purpose and Our Audience's Usage Levels .....	26
<b>Part Two From Sentence to Paragraph</b> .....	<b>33</b>
<b>I Sentence Structure</b> .....	<b>34</b>
1 Elements of a Sentence .....	35
2 Kinds of Sentences .....	39
3 Clause Connectors .....	41
4 Coordination and Subordination .....	44
5 Parallelism .....	51
<b>II Paragraph Structure</b> .....	<b>56</b>
1 The Basic Paragraph .....	57
2 Four Elements of the Paragraph .....	57
3 Mechanics in Writing a Paragraph .....	59
<b>III Basic Paragraph-Building Skills</b> .....	<b>63</b>
1 Taking Three Pre-Writing Steps .....	63
2 Making Our Topic Sentence a Helpful Guide .....	66
3 Loading Our Topic Sentence with a Strong Controlling Idea .....	83
4 Writing a Helpful Outline in Advance .....	89
5 Gaining Unity .....	100
6 Gaining Coherence from Logical Order .....	107
7 Gaining Coherence from Transitions .....	114



8 Gaining Better Unity and Coherence from Punctuation ..... 125

**IV Sentence Problems** ..... 153

1 Sentence Fragments ..... 153

1) Fragments Without Verbs ..... 153

2) Fragments Without Subjects ..... 154

3) Fragments Without Subjects and / or Verbs ..... 154

4) Fragments of Dependent Clauses ..... 155

2 Choppy Sentences ..... 157

3 Run-Together Sentences ..... 157

4 Stringy Sentences ..... 159

5 Confusing Shifts ..... 161

1) Confusing Shifts in Person ..... 161

2) Confusing Shifts in Tense ..... 162

3) Confusing Shifts in Subject and Voice ..... 163

4) Confusing Shifts in Mood or Speech ..... 164

5) Confusing Shifts in Number ..... 164

6) Mixed Sentence Construction ..... 165

6 Incomplete Constructions ..... 167

1) Careless Omissions ..... 167

2) Incomplete Comparisons ..... 168

7 Ambiguous Pronoun Reference ..... 170

1) A Pronoun with Two or More Possible Antecedents ..... 170

2) A Pronoun Without a Clearly Expressed Antecedent ..... 171

3) The Pronouns *It*, *They*, and *You* with Indefinite Antecedents ..... 171

4) The Pronouns *This*, *That*, and *Which* Referring to General Ideas ..... 172

5) A Pronoun Too Far Away from Its Antecedent ..... 173

8 Dangling Modifiers ..... 174

1) Dangling Participial Modifiers ..... 174

2) Dangling Gerunds in Prepositional Phrases ..... 175

3) Dangling Infinitive Modifiers ..... 176

4) Dangling Abbreviated Clauses ..... 177

9 Misplaced Modifiers ..... 178

1) Misplaced Prepositional Phrases ..... 179

2) Misplaced Adjective Clauses ..... 179

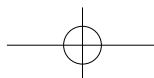
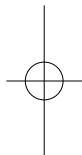
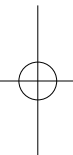
3) Misplaced Adverbial Modifiers ..... 180

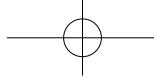
10 Wordiness ..... 182

1) Needless Repetition ..... 182

2) Needless Expansion ..... 183

3) Awkward Clichés ..... 184





4) Overwritten Style .....	184
<b>Part Three From Paragraph to Theme .....</b>	<b>187</b>
<b>I Introduction .....</b>	<b>188</b>
<b>II Three Kinds of Paragraph .....</b>	<b>189</b>
1 The Introductory Paragraph .....	190
2 The Body Paragraph .....	198
3 The Concluding Paragraph .....	203
<b>III Basic Theme-Building Skills .....</b>	<b>206</b>
1 Getting the Theme Well-Unified with an Effective Thesis Statement .....	207
2 Getting the Theme Coherent with Transitions Between Paragraphs .....	212
3 Developing the Theme Under the Guidance of a Well-Organized Outline .....	218
1) Theme of Process in Time Order .....	224
2) Theme of Description in Order of Importance .....	231
3) Theme of Classification in Order of Importance .....	234
4) Theme of Comparison and Contrast in Order of Importance .....	236
5) Theme of Cause and Effect in Order of Importance .....	237
6) Theme of Exemplification in Time Order, or Order of Importance .....	241
<b>IV Sample Themes Observed .....</b>	<b>245</b>
<b>Part Four Summary and Book Report .....</b>	<b>259</b>
<b>I Summary Writing .....</b>	<b>260</b>
<b>II Book Report Writing .....</b>	<b>270</b>
<b>Correction Symbols .....</b>	<b>274</b>
<b>Partial Answers to Exercises .....</b>	<b>275</b>
<b>Bibliography .....</b>	<b>284</b>